



Has the Complete Control Offering



Adjustable Frequency Drives, Enclosed

- Micro Drives (1/4 to 40 hp)
- HVAC/Industrial & Clean Power Drives (1 to 1100 hp)



Adjustable Frequency Drives, Panel

- Micro Drives (1/4 to 40 hp)
- HVAC/Industrial Drives & High Performance (1 to 2000 hp)



Capacitive Proximity Sensors

- Tubular — Smooth or Threaded



Aftermarket

- Genuine Motor Control Parts
- Drives & Operator Interface Service & Support
- Technology Upgrades




Combination Motor Controllers

- UL 508 Type F
- Non-reversing & Reversing
- Rotary Type to 63 A



Combination Starters

- IEC & NEMA
- Circuit Breaker or Fusible




Connector Cables

- Pico, Nano, Micro & Mini



Contactors — IEC

- Miniature Controls to 8.8 A (AC3)
- FVNR to 1600 A (AC3)
- FVR to 150 A (AC3)
- Star-Delta to 1700 A (AC3)



Contactors — NEMA

- FVNR & FVR to Size 8 (900 hp)
- 4 & 5-Pole to Size 2 (25 hp)




Control Stations

- General Purpose & Heavy Duty
- Fixed Element or Modular 22.5mm & 30.5mm Devices

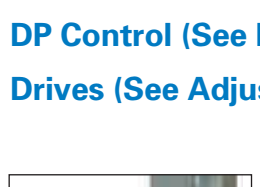


Current Sensors



Definite Purpose Control

- 1, 2 & 4-Pole to 40 A, 3-Pole to 360 A
- Reversing Contactors to 75 A
- Starters to 60 A — Bimetallic & Electronic Overloads
- NEMA Type 1 Enclosed



DP Control (See Definite Purpose Control) Drives (See Adjustable Frequency Drives)



Enclosed Control

- Non-Combination Starters
- Combination Starters
- Manual Motor Starters
- Reduced Voltage Soft Starters
- Adjustable Frequency Drives
- Lighting Controls




Enclosures, Control Stations

- 1 to 9 Holes for 22.5mm
- 1 to 3 Holes for 30.5mm
- Polycarbonate, Die Cast, Stainless Steel & Polyester Types



E-Stop Switches

- 22.5mm & 30.5mm Devices
- Push-Pull or Twist-to-Release




Fiber Optic Cables

- Glass or Plastic



Fuse Holders & Fuse Blocks



Inductive Proximity Sensors

- Tubular, Rectangular, Limit Switch or Pancake Styles
- Metal Face, Extended Range, Analogue & Programmable Types

Intelligent Relays (See Programmable Relays)



Key Switches

- 22.5mm or 30.5mm Devices



Joysticks

- 22.5mm or 30.5mm Devices
- 2 & 4-Position
- Momentary, Maintained & Latched



Key Interlock Switches

- DIN or NEMA Style



LEDs

- BA9 & BA15 Base



Lighting Contactors

- Electrically or Mechanically Held
- Magnetically Latched



Limit Switches

- Precision Switches
- Compact, DIN & NEMA Style
- Modular & Factory Sealed
- Heavy Duty, Special Purpose & Hazardous Location



Manual Motor Controllers

- Rotary Type to 63 A



Manual Motor Protectors

- Pushbutton Type to 25 A
- Rotary Type to 63 A Enclosures, Global & North American



Manual Self-Protected Motor Starters

- UL 508 Type E
- Rotary Type to 40 A



Monitoring Relays

- Current
- Phase
- Voltage



Operator Interface

- Text/Graphic Panels, Touchscreens & PC-Based Controllers
- 4- & 6-Inch Blue Mode or Gray Scale Touchscreens
- 6-, 8-, 10-, 12- & 15-Inch Colour Touchscreens



Overload Relays

- Bimetallic or Electronic Type



Photoelectric Sensors

- Miniature, Tubular, Rectangular & Limit Switch Styles
- Background Rejection, Harsh Duty & High Performance Sensors



Pilot Devices (See Pushbuttons & Indicating Lights)



PLCs

- Up to 256 I/O
- Analogue In/Out, Platinum Temperature & Thermocouple Specialty Modules
- Modbus TCP, DeviceNet & PROFIBUS



Power Distribution Blocks

- Open & Enclosed Types
- High SCCR Rated Blocks



Power Supplies (24 V)

- General Purpose to 20 A/480 W
- High Outrush to 40 A/1000 W



Programmable Logic Controllers (See PLCs)



Programmable Relays

- With or Without Displays
- 12, 14, 18, 22 & 24 I/O Units
- ASi, DeviceNet, PROFIBUS & CANopen Communication Modules



Pushbuttons & Indicating Lights

- 22.5mm or 30.5mm Devices



Rail Assemblies

- Custom-Built Rails
- Quick Ship
- Value Add Service

Reduced Voltage Solid-State Starters (See Soft Starters)



Relays

- Ground Fault
- General Purpose
- Machine Tool
- Monitoring & Alternating
- Solid-State
- Timing



Remote I/O

- Analogue & Digital Input & Output Modules
- Modbus, DeviceNet, Ethernet IP, PROFIBUS Communication Modules



Selector Switches

- 22.5mm or 30.5mm Devices
- 2, 3 & 4-Position
- Rotary Cam 22.5mm Selector Switches in 4, 5, 6, 7 & 8-Position



Sensors

- Inductive Proximity
- Capacitive
- Photoelectric
- Current
- Limit Switches



Signaling Devices (See Stacklights)




Soft Start Controllers

- 3-Phase to 15 hp



Soft Starters

- 3-Phase to 1000 hp
- Built-in Overload & Run Bypass Contactor
- Keypad or Digital Module Interface



Stacklights

- Audible Alarm Modules
- Incandescent, LED & Xenon Light Modules




Starters — IEC

- Bimetallic or Electronic Overloads
- FVNR to 250 A (AC3 w/ Bimetallic)
- FVNR to 150 A (AC3 w/ Electronic)
- FVR to 65 A (AC3)
- Star-Delta to 1700 A (AC3)



Starters — NEMA

- Bimetallic or Electronic Overloads
- FVNR & FVR to Size 8 (900 hp)
- Two Speed to Size 5 (150 hp)



Terminal Blocks

- IEC Terminal Blocks
- NEMA Terminal Blocks
- Terminal Strips
- Modular Terminal Blocks



Toggle Switches



Torque Limiters

- 1 & 3-Phase to 25 hp



Tower Lights (See Stacklights)



Vacuum Contactors

- NEMA Rated to 400 hp
- Special Purpose Rated to 1600 hp
- Mining Rated to 1300 hp



Variable Frequency Drives, Enclosed (See Adjustable Frequency Drives, Enclosed)




Variable Frequency Drives, Panel (See Adjustable Frequency Drives, Panel)



Wobble Sticks

- 22.5mm Devices



Zero Pressure Accumulation Sensors

- ZPA Sensor & ZPA Sensor with Integral Valve for Conveyors

Indicating Lights (See Pushbuttons & Indicating Lights)

