

August 2007


Pilot Devices

Contents

Overview 1
 Model Selection 1
 Specifications 1
 Wiring Diagrams 2
 Dimensions 2

Cutler-Hammer® Type E65 Control Units from Eaton’s electrical business are designed for use with amplifier built-in sensors to provide an SPDT relay contact output (in addition to the solid-state output of the sensor), and to convert an AC input voltage to stable 12V DC, permitting operation of a DC sensor from an AC input. Use only with NPN output sensors. A switch is provided in the output circuit for selecting either Light or Dark sense operation. These control units are available with or without a selectable ON-Delay, OFF-Delay or One-Shot timer having an adjustable timing range of 0.1 to 5 seconds. A red LED indicator glows when the output relay is energized.

Photoelectric Sensors Control Units Provide DC Power and SPDT Relay Out



Model Selection — E65 Control Units

Voltage	Output Configuration	Features	Catalog Number
110 to 120V/ 220 to 240V AC ± 10%, 50/50 Hz	Selectable Light or Dark Sense	SPDT Relay Contact Output	With External Synchronization
			With Delay Timer ① Without Delay Timer
			E65PST
			E65PS

① Selectable for ON-Delay, OFF-Delay or ONE-SHOT operation with an adjustable timing range of 0.1 to 5 seconds.

■ Stocked product, typical order quantities guaranteed in stock.

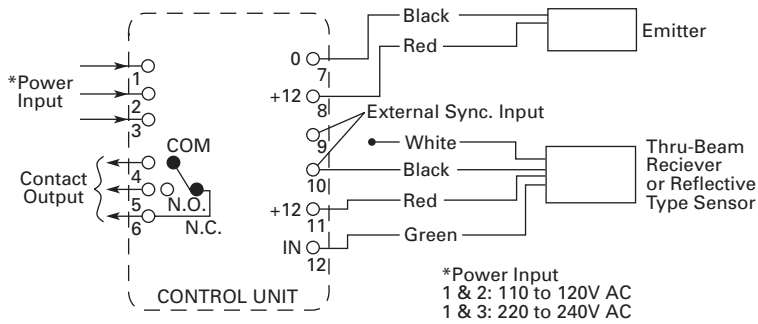
Specifications

Description	Specification
Input Voltage	110 to 120V/220 to 240V AC ± 10%, 50/60 Hz
Temperature Range	14° to 122°F (-10° to 50°C)
Relative Humidity	Less than 85%
Response Time	Less than 20 mS
Output Voltage	12V DC ± 10%, 100 mA maximum
Short-Circuit and Polarity Protection	Incorporated
Power Consumption	Less than 8 VA
Terminal Connections	Screw and Saddle Clamp to accept 14 AWG wire
Output	SPDT Relay Contact Rated 3A Resistive at 250V AC

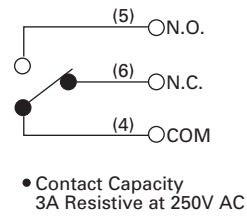
For Customer Service in the U.S. call **1-877-ETN CARE (386-2273)**,
 in Canada call **1-800-268-3578**.
 For Application Assistance in the U.S. and Canada
 call **1-800-426-9184**.

Wiring Diagrams

Output Circuits and Connections

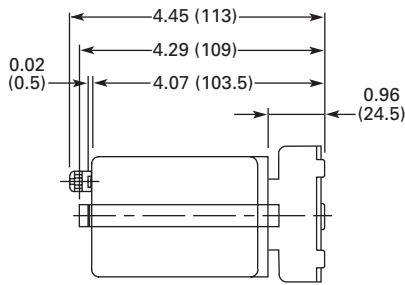
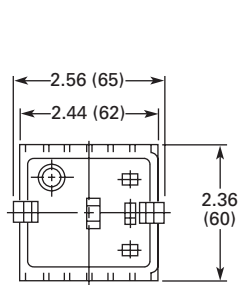


Relay Contact Output



Approximate Dimensions in Inches (mm)

Control Unit



Socket with Terminals

